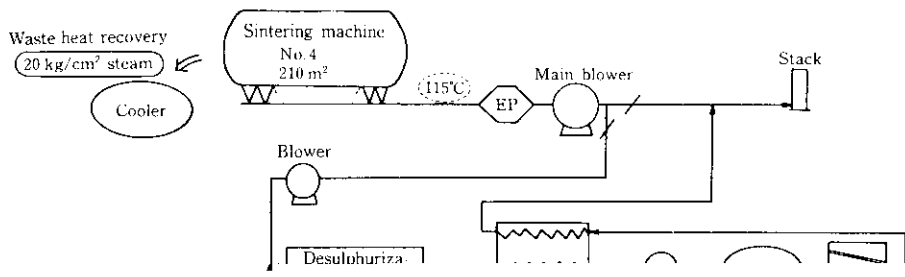


## at Sintering Machine and Their Effects\*



### *Synopsis:*

*Countermeasures for prevention of air leakage at the sintering machine were executed in both equipment and operation in Chiba No. 4 Sintering Plant. For example, improvement were made, on the equipment side, by attaching a new type seal between air seal bar and slide bed and, on the operation side, by...*



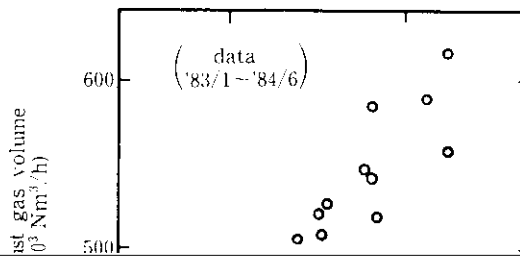
(Denitrification)  
process

20

### 3 Estimation of Volume of Air Leakage in Sinter

Table 1 Classification and characteristics of exhaust gas

Symbol	Classification of exhaust gas volume	Temperature (°C)	O <sub>2</sub> content (%)	Factors
Q <sub>A</sub>	Combustion gas volume	60~70	11~12	Production quantity (Amount of sinter mix)
Q <sub>B</sub>	Suction gas vol.	300~	15~20	Burn through

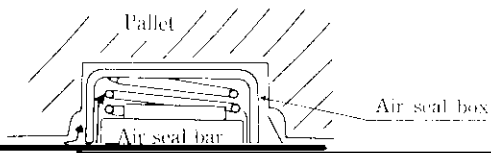


( data )  
'83/1~'84/6

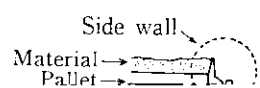
o o

so that it effectively prevents air leakage:

(1) The seal must provide stable contact, responding to



- (d) Use of single-unit side wall
- (e) Attachment of seals to the end face of side wall and to the face in contact with pallet
- (f) Corrosion prevention countermeasures for contact surfaces



leakage prevention countermeasures were applied is remarkable, indicating the effectiveness of the counter-

