

Controlled by the author. For information only. *
Copyright © 1992 by Kawasaki Steel Corporation

Synopsis:

Welding of low alloy steel with low hydrogen electrode

the raw water intake and pumping station adjacent to the river bank, which is the most important technical aspect of the project, and the management to overcome the difficulties resulting from constructing various facilities dispersed in the remote locations.

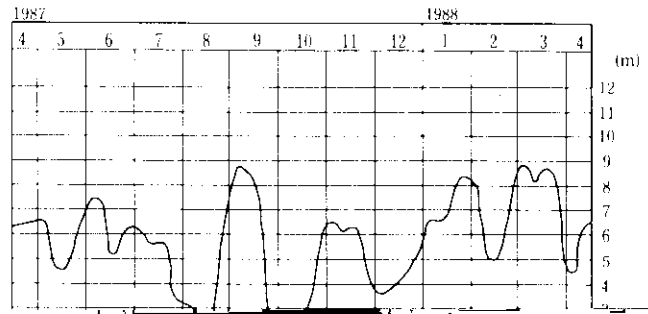
2 Outline of the Project

Table 1 Quantities of work items

Raw water intake and pump station	
Excavation	8 400 m ³
Sheet pile (type-5L)	154 t
Steel pipe pile (OD=660, t=17 mm)	261 t
H pile	186 t
Sheet pile (type-5L)	154 t

Table 2 Comparison of combined section pile and interlocked steel pipe pile

Item	Combined section pile	Interlocked steel pipe pile
Section efficiency	○	○
Man power for fabrication	×	○
Characteristic of quality	△	○
Fabrication period	×	○
Characteristic of construction	×	○



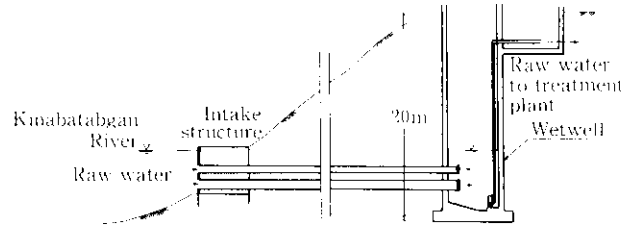
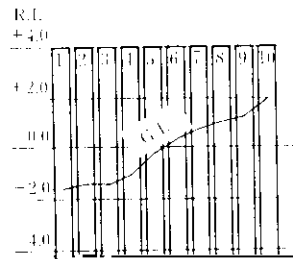



Fig. 10 Raw water intake structure

Whole area excavation

Displacement (mm)

0 10 20



7

Raw water
intake stop

Anchor frame

10

Table 4 Procurement of various mechanical and electrical materials

consisting of the combination of steel sheet piles and H-shape beams was replaced by an alternative plan that used ISPPs (interlocking steel pipe piles).

Advantages Disadvantages Comparison of workability quality and cost